
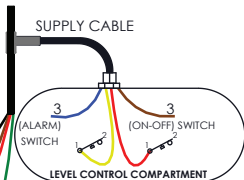
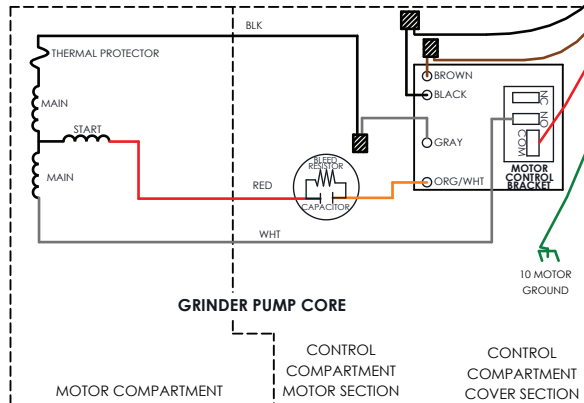


# HARD WIRED LEVEL CONTROL

## SUPPLY CABLE WIRE COLOR & OPERATION

EQD PIN #	WIRE COLOR	FUNCTION
4	BROWN	MANUAL RUN
3 & 6	RED	L1
5	BLACK	L2 OR NEUTRAL
	GREEN W/ YELLOW STRIPE	GROUND
2	YELLOW	ALARM POWER FEED
1	BLUE	ALARM POWER RETURN



### Hard Wire Option

Alarm Yellow and Blue wires go to the alarm panel only. Motor Control Red and Brown wires go to both alarm panel and control board.

NA0036P23 **B**  
 230 VOLT 50 HZ  
 CONTROL WIRING  
 SWEDEN TAG - MCB

**eone**  
 ENVIRONMENT ONE CORPORATION